

P. R. THAKUR GOVERNMENT COLLEGE



INTERNAL ACADEMIC AUDIT REPORT
For the Period: 2022-2023

Conducted by
Internal Quality Assurance Cell (IQAC)
P. R. Thakur Government College
Thakurnagar, North 24 Parganas



Auditor's Certificate

This is to certify that the present internal audit exercise was conducted by way of physical inspection, verification of documents and interviews with teachers and students of the College.

.....
Auditor

P. R. Thakur Govt. College
Thakurnagar





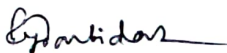
Officer-in-Charge
P.R. THAKUR GOVT. COLLEGE
Thakurnagar

An Internal Academic Audit plays a crucial role in the ongoing pursuit of academic excellence within higher education institutions. It is a key element in enhancing quality across these institutions. In line with the decision made during the IQAC meeting, a dedicated Internal Academic Audit team, comprised of IQAC members, has been established to conduct a comprehensive audit of all college departments for the specified period. This audit will focus on gathering evidence-based information related to the quality of academic programs by assessing various parameters such as curriculum, teaching methods, learning approaches, faculty profiles, and student profiles. The goal of the Academic Audit is to foster a culture of continuous evaluation and improvement, ensuring the sustained application of best practices in academic programs.

Academic Audit Team:

Following are the details of academic audit committee which was formed in the academic year 2022-23:

A) The Internal members:

1. Gour Gopal Ray, Associate Professor of Mathematics 
2. Niloy Das, Assistant Professor of Chemistry 
3. Pabitra Saha, Assistant Professor of Zoology 
4. Pratyay Banerjee, Assistant Professor of Physics 
5. Rimi Ghosh Dastidar, Assistant Professor of Linguistics 

B) The External member:

1. Dr. Hare Krishna Mandal, Principal, Gobardanga Hindu College, North 24 Parganas, West Bengal
2. Dr. Biswajit Ghosh, Principal, Dinabandhu Mahavidyalaya, Bongaon.

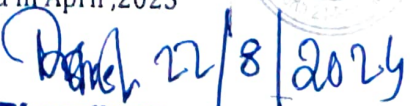
Objectives: The Objective of the Academic Audit are:


1. To bring every department to external scrutiny.
2. To update the teaching, learning, evaluation methods and extra-curricular activities.
3. To make suggestions for improvement to the Departments for necessary changes.
4. To achieve the goal of updated curriculum and revised learning and evaluation methods. (UGC and National Curriculum)

Audit Date:

The Internal Academic Audit was conducted in April, 2023




Dr. Biswajit Ghosh
Principal / Secretary
DINABANDHU MAHAVIDYALAYA
Bongaon, 24Pgs(N)



Principal
Gobardanga Hindu College
North 24 Parganas

Methodology:

The auditors visited the Departments, including the library and interacted with the Departmental Heads, faculty members, and the Librarian. After close examination of the information sheets furnished by the departments, priorities of the audit are determined. Detailed discussions with the faculty of the department about all aspects of academics and other allied activities are made. All the records are examined to find out the strength and weakness. Facilities showcasing the teachers' and students' activities like Wall Magazine, Seminar Bulletins, Annual Reports and Activities Albums are accessed and duly analyzed to evaluate the quality of teaching learning. The Internal Academic Audit was conducted based on the following criteria:

1. Curriculum Transaction and Teaching-Learning-Evaluation
2. Faculty Profile
3. Infrastructure
4. Library
5. Departmental Profile

1. Curriculum Transaction and Teaching-Learning-Evaluation:

Audit Observations:

1. After discussing with the teachers and students of the Departments, it was discovered that all Departments consistently engage in teaching-learning activities and continuous internal assessment. The Departments strictly follow the University's Academic Calendar and develop a lesson plan at the beginning of each Semester to ensure effective curriculum delivery.
2. Departmental meetings are convened regularly to discuss updates in the course structure and to allocate the University-prescribed syllabus among faculty members.
3. In the First Semester, undergraduate students from various departments have submitted project reports for the Environmental Studies course and different paper of Honours subjects. Additionally, students majoring in Geography and Zoology have submitted project reports based on field studies throughout their semesters.
4. The College has five ICT-enabled classrooms, but most Departments predominantly use the chalk-and-talk method for teaching.
5. The Departments regularly employ continuous internal assessment to evaluate students' understanding of specific subjects through examinations, assignments, project works, and seminar presentation.
6. Regular Parent-Teachers' meeting has been conducted by each of the Departments.
7. Regular feedbacks are obtained from the various stakeholders, especially from the students that are then analyzed and utilized for further improvement and development of curriculum implementation.
8. IQAC evaluates the feedback data and conduct meetings to take decision how to improve the short comings and reach toward the betterment of the progress of students as well as Institute.
9. Special, Tutorial, Remedial classes are arranged for slow learners by few departments. College also takes initiatives to conduct counselling of students to reduce drop-outs.

Audit Recommendations:

1. Remedial classes for academically weaker students should be conducted regularly, with a designated time slot included in the central timetable for these sessions.
2. The Departments should regularly organize seminars, debates, quizzes, and mock teaching sessions for academically advanced students.
3. Teachers should build a Question Bank and upload the same on the college website.
4. The college should offer regular training sessions for faculty members to adopt innovative and student-centric teaching methods.
5. Teachers should be encouraged to develop e-content for effective teaching. The college should offer technical support and ensure quality assurance throughout the e-content development process. The e-content should align with learning outcomes, assessment criteria, and accreditation standards, and it should be regularly revised and updated.

6. The Humanities Departments in particular, should be encouraged to use the ICT facilities, so that the students and teachers can easily adapt themselves to the innovative modes of teaching.
7. All Departments should conduct Parent-Teacher meetings more frequently to identify and address the challenges encountered in the teaching-learning process.
8. The college should introduce feedback from parents, teachers, and office staff.

2. Faculty Profile:

Audit Observations:

1. Three ongoing Research Project has been reported. Faculty members of Chemistry, Zoology and Microbiology are involved in this project as investigators.
2. In the 2022-23 academic session, faculty members have published 53 research-based papers and book chapters.
3. A total of 9 faculty members have attended Orientation / Refresher Courses during the academic session 2022-2023.
4. Faculty members of this institute prepare e-learning materials and contents for the academic progress of students.
5. A total of 6 faculty members have acted as resource persons in different academic programmes during the academic session 2022-2023.
6. The college actively encourages and supports faculty members to engage in professional development programs including workshops, seminars, conferences, and online courses aimed at curriculum development and enrichment. This initiative aims to enhance both teacher quality and teaching standards.

Audit Recommendation:

1. More teachers should be encouraged to pursue research at the M. Phil and doctoral levels. The college should explore and provide adequate and advanced research facilities and resources, including laboratories, equipment, library access, journals, databases, and funding opportunities
2. The faculty members should also be encouraged to attend different faculty development programmes time to time.

3. Infrastructure:

Audit Observations:

1. At present the college has 23 class rooms. Few departments having dearth of class rooms, thus putting constraint to all classes being held in terms of the central time table. Though, departments are using library, laboratory, and seminar hall for taking their regular classes.
2. There are 8 laboratories for different science departments for conducting practical classes smoothly. There is shortage of laboratory spaces in the department of Zoology, Microbiology, Physiology, Geography and Chemistry.
3. A total of 80 desktop computer are available in the college. Of which 60 computers are assigned to students and 20 are reserved for the faculty members and college office.

4. The Science Departments of the College have a total of 6229 instruments, catering to the need of students.
5. All the Departments are well-equipped with high-speed (more than 100 mbps) internet and wi-fi facilities.

Audit Recommendation:

1. The College authority should look into the matter concerning the dearth of class room in the college and special attention should be paid for construction of sanctioned Science building.
2. The College should equip more classrooms with adequate ICT facilities and resources to facilitate the use of multimedia, online platforms, and interactive tools in teaching-learning.
3. The College should look into the matter to increase the number of computers and digital projectors for the interest of faculty members and students.

4. Library:

Audit Observations:

1. In the 2022-23 academic session, a total of 1330 books have been purchased and Rs. 500577.00 has been expended for the said purpose.
2. The library has continued the annual subscription (Rs. 5,900/-) of NLIST.
3. Library has automation facility with library management software "Koha" (Version - 21.05.13).
4. Barcode enabled Circulation of books has been introduced in 2022.
5. The library has computer with internet facility for accessing electronic resources for teaching and learning, and research purpose.
6. The library has a very good and well-ventilated reading area for both teachers and students.

Audit Recommendations:

1. The library committee should take resolution about the purchase of more new books and journals.
2. The GB of P. R. Thakur Govt. College may take decision about the obsolete, damaged, and unused books to be disposed by adopting the weed-out policy.
3. College may start Community Library Service for the local society/ neighbours for at least once in a week. For that a separate attendance and membership forms should be maintained.
4. ILL (Inter Library Loan) can be initiated by the P. R. Thakur Govt. College with other college libraries for Resource Sharing and for that MoU may be signed with interested college libraries of the district/state/country.
5. The library may maintain newspaper clippings of the news related to college by cutting and pasting the relevant news in a register.
6. Library should create an online repository for eBooks, journals, study materials etc.

5. Departmental Profile:

ACADEMIC AUDIT REPORT

Department: Bengali (UG)

Academic Year: 2022-2023

- Intake Capacity: **39** Application Received: **231** Demand Ratio: **1: 6**
- Number of Students:
UG Sem-I/II: **14** UG Sem-III/IV: **14** UG Sem-V/VI: **22** Total: **50**
- Number of Sanction Teaching Post: **4**
- Number of Teachers: **2**
(i) Professor: **0** (ii) Associate Professor: **1** (iii) Assistant Professor: **1**
- Student-Teacher Ratio: **25 students/ Teacher**
- Number of Dropout Students: **7** Average: **1.2 Students/Semester**
UG Sem-I: **1** UG Sem-II: **3** UG Sem-III: **0**
UG Sem-IV: **0** UG Sem-V: **1** UG Sem-VI: **2**
- Result:
Number of final year students with credit score > 8: **14** out of **20** Percentage: **70%**
- Number of Students Received Financial Assistance:
(i) Scholarship: **43** (ii) Half/Full Free: **0** (iii) Total: **43** out of **50 (86%)**
- Number of Publication by Teachers:
(i) Number of Journal/article Published: **1** (ii) Number of book Published: **0**
- Number of Wall Magazine: **1**
- Number of Students Taking Higher Studies: **0**






Strengths of the Department:

- Students consistently achieve strong academic performance.
- The dropout rate is extremely low.
- Majority of students benefit from financial assistance.
- The department boasts its own seminar library.
- The teacher-to-student ratio is favorable.
- Faculty members are highly qualified, holding Ph.D. degrees.
- There is a positive and interactive environment between teachers and students.
- Faculty are engaged in high-quality research and have published in both national and international journals.
- A demand ratio of 1:6 indicates strong interest and high application rates for the program.
- The presence of a wall magazine provides a platform for student and departmental engagement.

Weaknesses of the Department:

- The number of teachers is below the sanctioned posts.
- The department lacks a language lab.
- There is a shortage of classroom space.
- While student attendance is generally satisfactory, some students with financial difficulties, who work part-time, have poor attendance.
- The department requires enhanced digital facilities for the teaching and learning process.
- The quality of research publications needs improvement.
- No final year passed out students are currently pursuing higher studies.

Signature:

- 
- 
- 
- 
- 

ACADEMIC AUDIT REPORT

Department: English (UG)

Academic Year: 2022-2023

1. Intake Capacity: **39** Application Received: **231** Demand Ratio: **1: 6**
2. Number of Students:
UG Sem-I/II: **35** UG Sem-III/IV: **31** UG Sem-V/VI: **31** Total: **97**
3. Number of Sanction Teaching Post: **4**
4. Number of Teachers: **2**
(i) Professor: **0** (ii) Associate Professor: **1** (iii) Assistant Professor: **1**
5. Student-Teacher Ratio: **49 students/ Teacher**
6. Number of Dropout Students: **11** Average: **1.8 Students/Semester**
UG Sem-I: **3** UG Sem-II: **2** UG Sem-III: **2**
UG Sem-IV: **4** UG Sem-V: **0** UG Sem-VI: **0**
7. Result:
Number of final year students with credit score > 8: **29** out of **31** Percentage: **93.5%**
8. Number of Students Received Financial Assistance:
(i) Scholarship: **82** (ii) Half/Full Free: **0** (iii) Total: **82** out of **97 (84.5%)**
9. Number of Publication by Teachers:
(i) Number of Journal/article Published: **0** (ii) Number of book Published: **6**
10. Number of Wall Magazine: **0**
11. Number of Students Taking Higher Studies: **10**

Strengths of the Department:

1. Students exhibit excellent academic performance.
2. The dropout rate is minimal.
3. Most students benefit from financial assistance.
4. The department has its own seminar library.
5. Faculty members are highly qualified with Ph.D. degrees.
6. Students are encouraged to engage directly with faculty, fostering strong connections across all sections.
7. Students actively organize and participate in various cultural programs.
8. Faculty members are engaged in quality research and have published numerous books.
9. With a demand ratio of 1:6, the department is highly sought after, indicating strong interest and reputation.
10. A good number of students taking higher studies after completion of UG courses.

Weaknesses of the Department:

1. The student-to-teacher ratio is unfavorable.
2. There are only 2 faculty members for 4 sanctioned posts, which could lead to an overburdened staff and impact teaching effectiveness.
3. Student attendance is generally satisfactory.
4. The department lacks digital facilities for teaching and learning.
5. There is a shortage of classroom space.
6. The absence of a wall magazine limits opportunities for student and departmental communication and expression.

Signature:

① *Rajanti Das*

② *A*

③ *Sakhi*

4. *P.B.*

5. *C.Ray*

ACADEMIC AUDIT REPORT

Department: History (UG)

Academic Year: 2022-2023

1. Intake Capacity: **39** Application Received: **197** Demand Ratio: **1: 5**
2. Number of Students:
UG Sem-I/II: **22** UG Sem-III/IV: **26** UG Sem-V/VI: **29** Total: **77**
3. Number of Sanction Teaching Post: **4**
4. Number of Teachers: **2**
(i) Professor: **0** (ii) Associate Professor: **0** (iii) Assistant Professor: **2**
5. Student-Teacher Ratio: **39 students/ Teacher**
6. Number of Dropout Students: **4** Average: **0.7 Students/Semester**
UG Sem-I: **1** UG Sem-II: **1** UG Sem-III: **1**
UG Sem-IV: **1** UG Sem-V: **0** UG Sem-VI: **0**
7. Result:
Number of final year students with credit score > 8: **27 out of 29** Percentage: **93.1 %**
8. Number of Students Received Financial Assistance:
(i) Scholarship: **61** (ii) Half/Full Free: **1** (iii) Total: **62 out of 77 (80.5%)**
9. Number of Publication by Teachers:
(i) Number of Journal/article Published: **7** (ii) Number of book Published: **1**
10. Number of Wall Magazine: **0**
11. Number of Students Taking Higher Studies: **19**

Strengths of the Department:

1. The students' academic performance is excellent.
2. The dropout rate is negligible.
3. A significant number of students receive financial assistance.
4. The department has its own seminar library.
5. Faculty members are highly qualified, holding Ph.D. degrees.
6. Students are encouraged to interact directly with faculty, which enhances their engagement across all sections.
7. Faculty members are involved in quality research, with numerous research papers and books published.
8. A good number of students are pursuing higher studies.

Weaknesses of the Department:

1. With 39 students per teacher, the department may face challenges in providing individual attention and support.
2. The number of teachers is below the sanctioned posts.
3. Student attendance is generally satisfactory.
4. The department lacks digital facilities for the teaching and learning process.
5. There is a shortage of classroom space.

Signature:

① Pyartidas

②

③

4. P.B.

5. G Ray

ACADEMIC AUDIT REPORT

Department: Philosophy (UG)

Academic Year: 2022-2023

1. Intake Capacity: **29** Application Received: **64** Demand Ratio: **1: 2.2**
2. Number of Students:
 UG Sem-I/II: **2** UG Sem-III/IV: **1** UG Sem-V/VI: **5** Total: **8**
3. Number of Sanction Teaching Post: **4**
4. Number of Teachers: **4**
 (i) Professor: **0** (ii) Associate Professor: **0** (iii) Assistant Professor: **4**
5. Student-Teacher Ratio: **2 students/ Teacher**
6. Number of Dropout Students: **3** Average: **0.5 Students/Semester**
 UG Sem-I: **1** UG Sem-II: **1** UG Sem-III: **0**
 UG Sem-IV: **0** UG Sem-V: **0** UG Sem-VI: **1**
7. Result:
 Number of final year students with credit score > 8: **3 out of 5** Percentage: **60 %**
8. Number of Students Received Financial Assistance:
 (i) Scholarship: **4** (ii) Half/Full Free: **0** (iii) Total: **4 out of 8 (50%)**
9. Number of Publication by Teachers:
 (i) Number of Journal/article Published: **4** (ii) Number of book Published: **0**
10. Number of Wall Magazine: **0**
11. Number of Students Taking Higher Studies: **0**



Strengths of the Department:

1. With a ratio of 2 students per teacher, the department can offer highly personalized attention and support.
2. Students demonstrate good academic performance.
3. The dropout rate is negligible.
4. A significant number of students receive financial assistance.
5. The department has its own seminar library.
6. Faculty members are highly qualified, with most holding Ph.D. degrees.
7. Students are encouraged to engage directly with faculty, enhancing their overall experience.
8. Students actively organize and participate in various cultural programs within the college.
9. Faculty members are involved in quality research, with numerous research papers and books published.

Weaknesses of the Department:

1. The quality of research publications needs improvement.
2. With only 8 students enrolled, the department is underutilized compared to its intake capacity of 29.
3. While student attendance is generally satisfactory, it varies in some cases.
4. The department lacks digital facilities, such as ICT, for the teaching and learning process.
5. There is a shortage of classroom space.
6. None of the students are currently pursuing higher studies, which could reflect a need for enhanced career guidance and support

Signature:

P. B.

G. Ray

ACADEMIC AUDIT REPORT

Department: Political Science (UG)

Academic Year: 2022-2023

1. Intake Capacity: 29 Application Received: 104 Demand Ratio: 1: 3.6
2. Number of Students:
UG Sem-I/II: 13 UG Sem-III/IV: 18 UG Sem-V/VI:13 Total: 44
3. Number of Sanction Teaching Post: 4
4. Number of Teachers: 4
(i) Professor:0 (ii) Associate Professor:1 (iii) Assistant Professor: 3
5. Student-Teacher Ratio: **11 students/ Teacher**
6. Number of Dropout Students:1 Average: **0.2 Students/Semester**
UG Sem-I: 0 UG Sem-II:0 UG Sem-III:0
UG Sem-IV: 1 UG Sem-V:0 UG Sem-VI:0
7. Result:
Number of final year students with credit score > 8: 10 out of 14 Percentage: 71.4 %
8. Number of Students Received Financial Assistance:
(i) Scholarship:38 (ii) Half/Full Free: 0 (iii) Total: 38 out of 44 (86.3%)
9. Number of Publication by Teachers:
(i) Number of Journal/article Published:6 (ii) Number of book Published:1
10. Number of Wall Magazine: 0
11. Number of Students Taking Higher Studies: 5

Strengths of the Department:

1. The student-to-teacher ratio is very good.
2. Students achieve very good academic performance.
3. The dropout rate is negligible.
4. A significant number of students receive financial assistance.
5. The department has its own seminar library.
6. Faculty members are highly qualified, with most holding Ph.D. degrees.
7. Students are encouraged to engage directly with faculty, which enhances their overall experience.
8. Faculty members are involved in quality research and have published numerous research papers and books.
9. Although 5 students are pursuing higher studies, more comprehensive tracking and support could enhance this aspect.

Weaknesses of the Department:

1. Student attendance is generally very satisfactory, though there are occasional variations.
2. The department requires additional digital facilities, such as ICT, to enhance the teaching and learning process.
3. There is a shortage of classroom space.

Signature:

P.B.

G Ray

ACADEMIC AUDIT REPORT

Department: Sanskrit (UG)

Academic Year: 2022-2023

1. Intake Capacity: **39** Application Received: **60** Demand Ratio: **1: 1.5**
2. Number of Students:
UG Sem-I/II: **9** UG Sem-III/IV: **3** UG Sem-V/VI: **12** Total: **24**
3. Number of Sanction Teaching Post: **4**
4. Number of Teachers: **2**
(i) Professor: **0** (ii) Associate Professor: **0** (iii) Assistant Professor: **2**
5. Student-Teacher Ratio: **12 students/ Teacher**
6. Number of Dropout Students: **1** Average: **0.2 Students/Semester**
UG Sem-I: **0** UG Sem-II: **1** UG Sem-III: **0**
UG Sem-IV: **0** UG Sem-V: **0** UG Sem-VI: **0**
7. Result:
Number of final year students with credit score > 8: **8** out of **12** Percentage: **66.6 %**
8. Number of Students Received Financial Assistance:
(i) Scholarship: **17** (ii) Half/Full Free: **0** (iii) Total: **17** out of **24 (70.8%)**
9. Number of Publication by Teachers:
(i) Number of Journal/article Published: **0** (ii) Number of book Published: **0**
10. Number of Wall Magazine: **0**
11. Number of Students Taking Higher Studies: **0**

Strengths of the Department:

1. The student-to-teacher ratio is excellent.
2. Students achieve very good academic performance.
3. The dropout rate is negligible.
4. A substantial number of students receive financial assistance.
5. The department has its own seminar library.
6. Faculty members are highly qualified.
7. Students are encouraged to interact directly with faculty, which enhances their educational experience.

Weaknesses of the Department:

1. No journal articles or books have been published by faculty, indicating limited research activity.
2. The low number of student admissions is a concern.
3. While student attendance is generally very satisfactory, there are occasional variations.
4. The department lacks digital facilities, such as ICT, for effective teaching and learning.
5. There is no computer lab available for students' practical work.
6. The absence of a wall magazine and no students pursuing higher studies may impact departmental visibility and academic progression.

Signature:

[Signature]

[Signature]

[Signature]

[Signature]

[Signature]

ACADEMIC AUDIT REPORT

Department: Sociology (UG)

Academic Year: 2022-2023

- | | | |
|--|---|--|
| 1. Intake Capacity: 29 | Application Received: 90 | Demand Ratio: 1: 3.1 |
| 2. Number of Students: | | |
| UG Sem-I/II: 7 | UG Sem-III/IV: 5 | UG Sem-V/VI: 8 Total: 20 |
| 3. Number of Sanction Teaching Post: 3 | | |
| 4. Number of Teachers: 2 | | |
| (i) Professor: 0 | (ii) Associate Professor: 0 | (iii) Assistant Professor: 2 |
| 5. Student-Teacher Ratio: 10 students/ Teacher | | |
| 6. Number of Dropout Students: 10 Average: 1.7 Students/Semester | | |
| UG Sem-I: 3 | UG Sem-II: 3 | UG Sem-III: 0 |
| UG Sem-IV: 0 | UG Sem-V: 2 | UG Sem-VI: 2 |
| 7. Result: | | |
| Number of final year students with credit score > 8: 2 out of 7 | | Percentage: 28.5 % |
| 8. Number of Students Received Financial Assistance: | | |
| (i) Scholarship: 14 | (ii) Half/Full Free: 0 | (iii) Total: 14 out of 20 (70%) |
| 9. Number of Publication by Teachers: | | |
| (i) Number of Journal/article Published: 0 | (ii) Number of book Published: 0 | |
| 10. Number of Wall Magazine: 0 | | |
| 11. Number of Students Taking Higher Studies: 2 | | |


Strengths of the Department:

1. The student-to-teacher ratio is excellent.
2. Students demonstrate good academic performance.
3. Many students receive financial assistance.
4. Faculty members are highly qualified, with most holding Ph.D. degrees.
5. Students are actively encouraged to interact with faculty, which enhances their educational experience.
6. 2 students are pursuing higher studies, reflecting positive career progression.

Weaknesses of the Department:

1. No publications by teachers suggest limited engagement in research activities.
2. The low number of student admissions is concerning.
3. While student attendance is generally satisfactory, there are occasional issues.
4. The department requires additional digital facilities, such as ICT, for effective teaching and learning.
5. There is a shortage of classroom space.
6. The dropout rate is slightly higher than desired, highlights a significant issue with student retention.
7. The lack of a wall magazine may affect student engagement and departmental visibility.

Signature:


Reporting Officer: _____
A. _____
P.B. _____
G. Ray

ACADEMIC AUDIT REPORT

Department: Mathematics (UG)

Academic Year: 2022-2023

1. Intake Capacity: **20** Application Received: **85** Demand Ratio: **1: 4.3**
2. Number of Students:
UG Sem-I/II: **7** UG Sem-III/IV: **3** UG Sem-V/VI: **11** Total: **21**
3. Number of Sanction Teaching Post: **5**
4. Number of Teachers: **2**
(i) Professor: **0** (ii) Associate Professor: **1** (iii) Assistant Professor: **1**
5. Student-Teacher Ratio: **11 students/ Teacher**
6. Number of Dropout Students: **3** Average: **0.5 Students/Semester**
UG Sem-I: **1** UG Sem-II: **2** UG Sem-III: **0**
UG Sem-IV: **0** UG Sem-V: **0** UG Sem-VI: **0**
7. Result:
Number of final year students with credit score > 8: **10 out of 11** Percentage: **90.9 %**
8. Number of Students Received Financial Assistance:
(i) Scholarship: **18** (ii) Half/Full Free: **1** (iii) Total: **19 out of 21 (90.5%)**
9. Number of Publication by Teachers:
(i) Number of Journal/article Published: **6** (ii) Number of book Published: **0**
10. Number of Wall Magazine: **0**
11. Number of Students Taking Higher Studies: **0**

Strengths of the Department:

1. The student-to-teacher ratio is excellent.
2. Students achieve excellent academic performance.
3. The dropout rate is negligible.
4. A significant number of students receive financial assistance.
5. The department has its own seminar library.
6. Faculty members are highly qualified, with most holding Ph.D. degrees.
7. Students are encouraged to engage directly with faculty, enhancing their educational experience.
8. Faculty members are involved in high-quality research, with numerous papers and books published.
9. The department is equipped with a computer laboratory for practical work.

Weaknesses of the Department:

1. The low number of student admissions is a concern.
2. Student attendance is generally satisfactory, though there are occasional variations.
3. The department needs additional digital facilities, such as ICT, to support the teaching and learning process.
4. The absence of a wall magazine could affect student engagement and the promotion of departmental activities and achievements.
5. None of the students are currently pursuing higher studies, suggesting a potential area for improvement in career guidance and motivation.

Signature:











ACADEMIC AUDIT REPORT

Department: Physics (UG)

Academic Year: 2022-2023

1. Intake Capacity: 25 Application Received: 65 Demand Ratio: 1: 2.6
2. Number of Students:
UG Sem-I/II: 2 UG Sem-III/IV: 6 UG Sem-V/VI: 7 Total: 15
3. Number of Sanction Teaching Post: 5
4. Number of Teachers: 3
(i) Professor: 0 (ii) Associate Professor: 0 (iii) Assistant Professor: 3
5. Student-Teacher Ratio: 5 students/ Teacher
6. Number of Dropout Students: 0 Average: 0 Students/Semester
UG Sem-I: 0 UG Sem-II: 0 UG Sem-III: 0
UG Sem-IV: 0 UG Sem-V: 0 UG Sem-VI: 0
7. Result:
Number of final year students with credit score > 8: 8 out of 8 Percentage: 100 %
8. Number of Students Received Financial Assistance:
(i) Scholarship: 12 (ii) Half/Full Free: 1 (iii) Total: 13 out of 15 (86.7%)
9. Number of Publication by Teachers:
(i) Number of Journal/article Published: 1 (ii) Number of book Published: 0
10. Number of Wall Magazine: 0
11. Number of Students Taking Higher Studies: 1

Strengths of the Department:

1. The student-to-teacher ratio is excellent.
2. Students demonstrate very good academic performance.
3. The department has achieved a perfect retention rate with no dropouts, reflecting effective student engagement and support.
4. A significant number of students receive financial assistance.
5. The department has its own seminar library.
6. Faculty members are highly qualified, with most holding Ph.D. degrees.
7. Students are actively encouraged to engage with faculty, which enhances their overall learning experience.
8. Faculty members are engaged in quality research and have published research papers.
9. The department is equipped with a computer laboratory for practical work.

Weaknesses of the Department:

1. The quality of research publications needs improvement.
2. The low number of student admissions is a concern.
3. While student attendance is generally satisfactory, there are occasional issues.
4. The department requires additional digital facilities, such as ICT, to enhance the teaching and learning process.
5. The absence of a wall magazine could limit opportunities for showcasing student work and fostering a sense of community within the department.
6. Only one student is reported to be taking higher studies, which may suggest a need for enhanced career counseling and encouragement for further academic advancement.

Signature:











ACADEMIC AUDIT REPORT

Department: Chemistry (UG)

Academic Year: 2022-2023

- | | | |
|--|------------------------------------|--|
| 1. Intake Capacity: 19 | Application Received: 95 | Demand Ratio: 1: 5 |
| 2. Number of Students:
UG Sem-I/II: 2 | UG Sem-III/IV: 0 | UG Sem-V/VI: 0 Total: 2 |
| 3. Number of Sanction Teaching Post: 4 | | |
| 4. Number of Teachers: 4
(i) Professor: 0 | (ii) Associate Professor: 2 | (iii) Assistant Professor: 2 |
| 5. Student-Teacher Ratio: 0.5 students/ Teacher | | |
| 6. Number of Dropout Students: 0
UG Sem-I: 0 | UG Sem-II: 0 | Average: 0 Students/Semester
UG Sem-III: NA |
| UG Sem-IV: NA | UG Sem-V: NA | UG Sem-VI: NA |
| 7. Result:
Number of final year students with credit score > 8: NA | | Percentage: NA |
| 8. Number of Students Received Financial Assistance:
(i) Scholarship: 2 | (ii) Half/Full Free: 0 | (iii) Total: 2 out of 2 (100%) |
| 9. Number of Publication by Teachers:
(i) Number of Journal/article Published: 2 | | (ii) Number of book Published: 0 |
| 10. Number of Wall Magazine: 0 | | |
| 11. Number of Students Taking Higher Studies: NA | | |

Strengths of the Department:

1. The extremely low student-teacher ratio of 0.5:1 allows for highly individualized attention and support for each student.
2. Students consistently achieve very good academic performance.
3. The dropout rate is negligible.
4. All students in the department receive financial assistance.
5. The department has its own seminar library.
6. Faculty members are highly qualified, with most holding Ph.D. degrees.
7. Students are encouraged to engage directly with faculty, which enhances their learning experience.
8. Faculty members are involved in high-quality research and have published numerous research papers and books.

Weaknesses of the Department:

1. There is a lack of practical laboratory space, although all necessary instruments are available for practical classes.
2. Shortages of chemicals and reagents are due to insufficient government funding.
3. The low number of student admissions is a concern.
4. The department needs additional digital facilities, such as ICT, to improve the teaching and learning process.
5. There is a shortage of classroom and laboratory space.
6. The absence of a wall magazine could reduce opportunities for student engagement and the showcasing of academic and extracurricular achievements.

Signature:

Sydaridas

[Signature]

P.R.

G Ray

ACADEMIC AUDIT REPORT

Department: Zoology (UG)

Academic Year: 2022-2023

- | | | |
|---|---|---|
| 1. Intake Capacity: 19 | Application Received: 125 | Demand Ratio: 1: 6.6 |
| 2. Number of Students:
UG Sem-I/II: 8 | UG Sem-III/IV: 7 | UG Sem-V/VI: 5 Total: 20 |
| 3. Number of Sanction Teaching Post: 4 | | |
| 4. Number of Teachers: 2
(i) Professor: 0 | (ii) Associate Professor: 0 | (iii) Assistant Professor: 2 |
| 5. Student-Teacher Ratio: 10 students/ Teacher | | |
| 6. Number of Dropout Students: 7
UG Sem-I: 2 | UG Sem-II: 3 | Average: 1.2 Students/Semester
UG Sem-III: 0 |
| UG Sem-IV: 2 | UG Sem-V: 0 | UG Sem-VI: 0 |
| 7. Result:
Number of final year students with credit score > 8: 5 out of 5 | | Percentage: 100 % |
| 8. Number of Students Received Financial Assistance:
(i) Scholarship: 14 | (ii) Half/Full Free: 1 | (iii) Total: 15 out of 20 (75%) |
| 9. Number of Publication by Teachers:
(i) Number of Journal/article Published: 15 | (ii) Number of book Published: 0 | |
| 10. Number of Wall Magazine: 0 | | |
| 11. Number of Students Taking Higher Studies: 1 | | |




Strengths of the Department:

1. The student-to-teacher ratio is excellent.
2. Students achieve outstanding academic performance.
3. The dropout rate is negligible.
4. A significant number of students receive financial assistance.
5. The department has its own seminar library.
6. Faculty members are highly qualified, with most holding Ph.D. degrees.
7. Students are encouraged to engage directly with faculty, enhancing their educational experience.
8. Faculty members have published 15 journal articles, contributing significantly to academic research.

Weaknesses of the Department:

1. Practical laboratory space is limited, though all necessary instruments are available for practical classes.
2. There is a shortage of chemicals and reagents due to inadequate government funding.
3. The low number of student admissions is concerning.
4. The department requires additional digital facilities, such as ICT, to support the teaching and learning process.
5. There is a shortage of classroom and practical laboratory space.
6. Only one student is currently pursuing higher studies, which may suggest a need for stronger support and encouragement for advanced academic pursuits.

Signature:




P.B.
G. Ray

ACADEMIC AUDIT REPORT

Department: Microbiology (UG)

Academic Year: 2022-2023

1. Intake Capacity: 19 Application Received: 90 Demand Ratio: 1: 4.7
2. Number of Students:
UG Sem-I/II: 10 UG Sem-III/IV: 8 UG Sem-V/VI:0 Total: 18
3. Number of Sanction Teaching Post: 2
4. Number of Teachers: 1
(i) Professor: 0 (ii) Associate Professor:0 (iii) Assistant Professor: 1
5. Student-Teacher Ratio: 18 students/ Teacher
6. Number of Dropout Students:8 Average: 1.3 Students/Semester
UG Sem-I: 4 UG Sem-II:4 UG Sem-III:0
UG Sem-IV:0 UG Sem-V: NA UG Sem-VI: NA
7. Result:
Number of final year students with credit score > 8: NA Percentage: NA
8. Number of Students Received Financial Assistance:
(i) Scholarship: 12 (ii) Half/Full Free: 0 (iii) Total: 12 out of 18 (66.7%)
9. Number of Publication by Teachers:
(i) Number of Journal/article Published: 1 (ii) Number of book Published:0
10. Number of Wall Magazine: 0
11. Number of Students Taking Higher Studies: NA


Strengths of the Department:

1. The student-to-teacher ratio is good.
2. Students achieve very good academic performance.
3. The dropout rate is negligible.
4. Many students receive financial assistance.
5. The department has its own seminar library.
6. Faculty members are highly qualified, with most holding Ph.D. degrees.
7. Students are encouraged to engage directly with faculty, which enhances their learning experience.
8. Faculty members are conducting quality research and have published numerous research papers and books.
9. The department was established in 2020, and although no students were admitted that year, it is poised for future success.

Weaknesses of the Department:

1. There is currently only one faculty member in the department.
2. Practical laboratory space is limited, though all necessary instruments for practical classes are available.
3. There is a shortage of chemicals and reagents due to insufficient government funding.
4. The department requires additional digital facilities, such as ICT, to support the teaching and learning process.
5. There is a shortage of classroom space.

Signature:











ACADEMIC AUDIT REPORT

Department: Computer Science (UG)

Academic Year: 2022-2023

1. Intake Capacity: **20** Application Received: **67** Demand Ratio: **1: 3.4**
2. Number of Students:
UG Sem-I/II: **4** UG Sem-III/IV: **7** UG Sem-V/VI: **14** Total: **25**
3. Number of Sanction Teaching Post: **5**
4. Number of Teachers: **1**
(i) Professor: **0** (ii) Associate Professor: **0** (iii) Assistant Professor: **1**
5. Student-Teacher Ratio: **25 students/ Teacher**
6. Number of Dropout Students: **1** Average: **0.2 Students/Semester**
UG Sem-I: **0** UG Sem-II: **1** UG Sem-III: **0**
UG Sem-IV: **0** UG Sem-V: **0** UG Sem-VI: **0**
7. Result:
Number of final year students with credit score > 8: **14 out of 14** Percentage: **100 %**
8. Number of Students Received Financial Assistance:
(i) Scholarship: **18** (ii) Half/Full Free: **0** (iii) Total: **18 out of 25 (72%)**
9. Number of Publication by Teachers:
(i) Number of Journal/article Published: **0** (ii) Number of book Published: **0**
10. Number of Wall Magazine: **0**
11. Number of Students Taking Higher Studies: **8**




Strengths of the Department:

1. The academic performance of students is outstanding.
2. The dropout rate is negligible.
3. A significant number of students receive financial assistance.
4. The department has its own seminar library.
5. Faculty members are highly qualified and are pursuing Ph.D. degrees.
6. There is a very positive and interactive environment between teachers and students.
7. Significant number of students pursuing higher studies.

Weaknesses of the Department:

1. The student-to-teacher ratio is unsatisfactory.
2. The quality of research publications needs improvement.
3. Student attendance is generally very satisfactory.
4. There is a shortage of reference books.
5. With only one faculty member, it is challenging to cover all classes according to the central schedule.

Signature:




P.K.
Chakraborty

ACADEMIC AUDIT REPORT

Department: Geography (UG)

Academic Year: 2022-2023

1. Intake Capacity: 25 Application Received: 279 Demand Ratio: 1: 11.2
2. Number of Students:
UG Sem-I/II: 24 UG Sem-III/IV: 16 UG Sem-V/VI: 5 Total: 45
3. Number of Sanction Teaching Post: 2
4. Number of Teachers: 1
(i) Professor: 0 (ii) Associate Professor: 0 (iii) Assistant Professor: 1
5. Student-Teacher Ratio: 45 students/ Teacher
6. Number of Dropout Students: 3 Average: 0.5 Students/Semester
UG Sem-I: 0 UG Sem-II: 1 UG Sem-III: 0
UG Sem-IV: 0 UG Sem-V: 1 UG Sem-VI: 1
7. Result:
Number of final year students with credit score > 8: 2 out of 4 Percentage: 50 %
8. Number of Students Received Financial Assistance:
(i) Scholarship: 33 (ii) Half/Full Free: 0 (iii) Total: 33 out of 45 (73.3%)
9. Number of Publication by Teachers:
(i) Number of Journal/article Published: 0 (ii) Number of book Published: 0
10. Number of Wall Magazine: 0
11. Number of Students Taking Higher Studies: NA


Strengths of the Department:

1. Academic performance of students is strong.
2. The dropout rate is negligible.
3. A significant number of students receive financial assistance.
4. The department has its own seminar library.
5. Faculty members are highly qualified.
6. Students are encouraged to engage directly with faculty, enhancing their learning experience.
7. The department has a strong demand ratio of 1:11.2, reflecting significant interest in the program.

Weaknesses of the Department:

1. The department has only one teacher despite having two sanctioned posts, leading to a high student-to-teacher ratio of 45:1.
2. Practical laboratory space is limited, although all necessary instruments are available for practical classes.
3. The department needs additional digital facilities, such as ICT and smart classrooms, to enhance the teaching and learning process.
4. There is a shortage of classroom space.
5. The quality of research publications is unsatisfactory.

Signature:



P.B.

G Ray

Department: Physiology (UG)

ACADEMIC AUDIT REPORT

Academic Year: 2022-2023

1. Intake Capacity: 15
2. Number of Students: Application Received: 32 Demand Ratio: 1: 2.1
UG Sem-I/II: 0 UG Sem-III/IV: 3 UG Sem-V/VI: 0 Total: 3
3. Number of Sanction Teaching Post: 2
4. Number of Teachers: 1
(i) Professor: 0 (ii) Associate Professor: 0 (iii) Assistant Professor: 0
5. Student-Teacher Ratio: 3 students/ Teacher
6. Number of Dropout Students: 3 Average: 0.5 Students/Semester
UG Sem-I: NA UG Sem-II: NA UG Sem-III: 1
UG Sem-IV: 2 UG Sem-V: NA UG Sem-VI: NA
7. Result: Number of final year students with credit score > 8: NA Percentage: NA
8. Number of Students Received Financial Assistance:
(i) Scholarship: 1 (ii) Half/Full Free: 0 (iii) Total: 1 out of 3 (33.3%)
9. Number of Publication by Teachers:
(i) Number of Journal/article Published: 1 (ii) Number of book Published: 0
10. Number of Wall Magazine: 0
11. Number of Students Taking Higher Studies: NA

Strengths of the Department:

- a) The student-Teacher ratio is very good.
- b) The department has started its journey in 2020 and no students get admitted in that year, so no batch has passed out from this department.
- c) Dropout rate is negligible.
- d) A moderate number of the students received financial assistance.
- e) Faculty members of the departments are highly qualified and most of them possess Ph. D. Degree.
- f) Students are encouraged to interact with the faculties. This direct contact with the teachers is an attraction for these students of all section.
- g) Faculty members are perusing quality research and they have published many research paper and books.

Weakness of the Department:

- a) Department has no seminar library of its own.
- b) There is only faculty member in the department.
- c) Lack practical laboratory space but all instruments are available for carrying out practical classes.
- d) There is shortage of chemical and reagents due to unavailability of Government fund.
- e) Very few numbers of student are taking admission which is a matter of concern.
- f) Department need digital facilities like ICT for teaching learning process.
- g) There is shortage class room in the department.

Signature:







P.B.

C. Ray